

NET ASSET VALUE

Class F	
NAV Per Unit	\$13.31
Beta	0.41
Active Share	96.38%
Current Yield	3.18%
Total Holdings	24
Total Net Assets of Fund	\$53.33 Million

FUND FACTS

Asset Class	Growth and Income Fund
Fund Inception	December 2019
Valuations	Daily
Eligibility	Canada-wide, Registered Plans
Distributions	DRIP Quarterly, Cash Optional

FUND INFO

MERs at 2025-06-30

Class	Code	MER	MGMT Fee
A	PGF 1000	2.33%	1.70%
F	PGF 1050	1.11%	0.85%

MINIMUM INVESTMENT

Class	Initial Investment	Subsequent Investment
A	\$500	\$0
F	\$500	\$0

FUND OVERVIEW

Legal Counsel	Lawson Lundell LLP
Fund Admin	CIBC Mellon
Auditor	KPMG LLP

November 30, 2025 / Class F

BALANCED

Pender Strategic Growth and Income Fund

The Pender Strategic Growth and Income Fund is a diversified balanced fund. It aims to generate long-term growth and income by investing in a portfolio of equities and fixed income which may vary depending on market conditions. The Fund makes allocations across Pender’s investment lineup, specifically, the Fund invests in Pender’s fixed income and equity funds which aim for best-in-class results. It may also allocate up to 10% of its net assets to a range of Pender’s liquid alternative funds to further diversify the portfolio. Alongside these holdings the fund will have equity exposures that are typically investments in All-Cap Canadian and U.S. companies, with an emphasis on businesses that generate stable or growing cash distributions to shareholders and further diversify and complement the existing holdings within the fund.

PERFORMANCE

1 Mo.	3 Mo.	6 Mo.	1 Yr.	3 Yr.	5 Yr.	10 Yr.	15 Yr.	Since Inception
-0.1%	3.5%	10.2%	2.4%	11.8%	11.7%	-	-	9.1%

ANNUAL PERFORMANCE

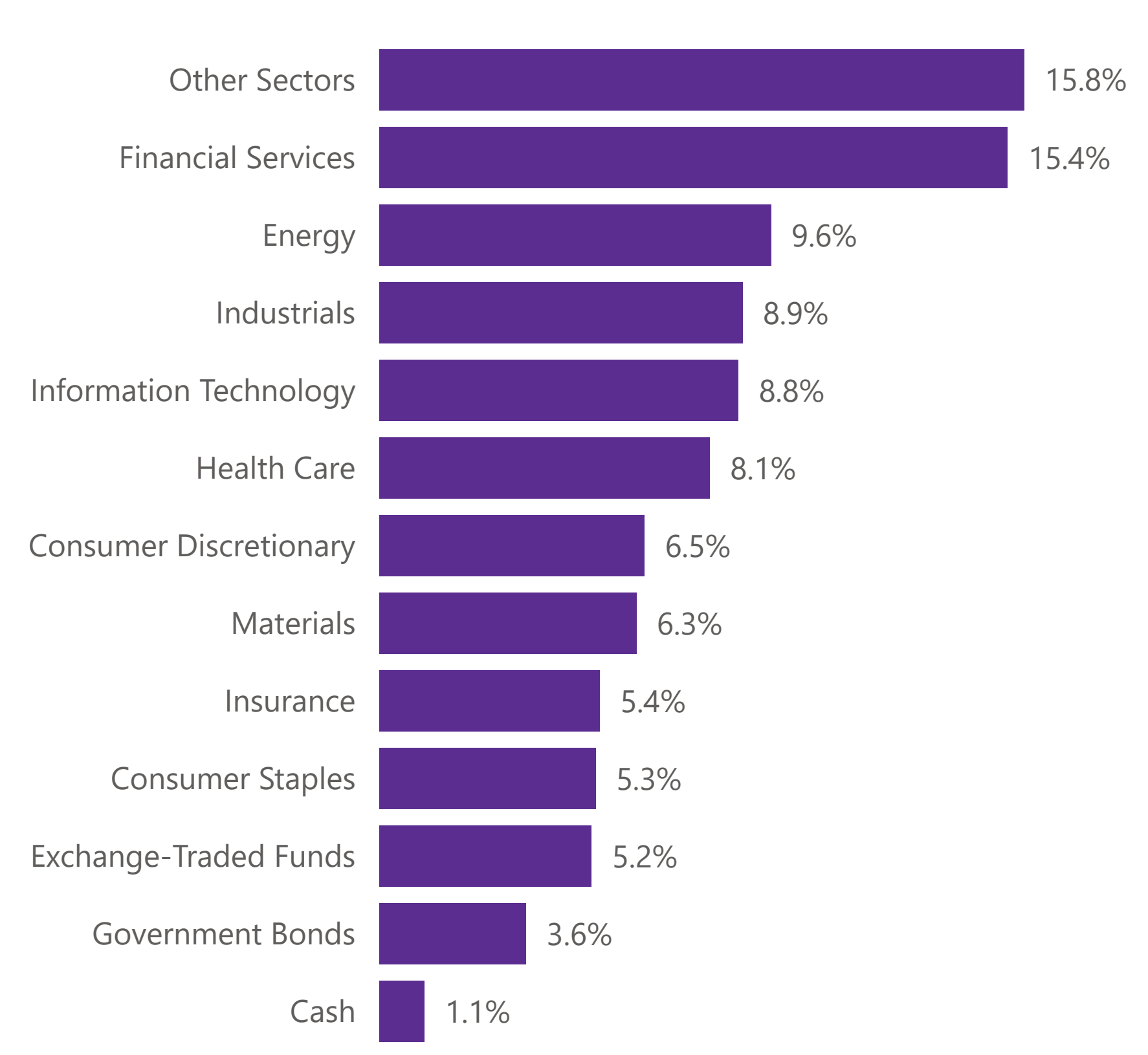
2017	2018	2019	2020	2021	2022	2023	2024	YTD
-	-	-	0.7%	24.3%	-6.9%	13.6%	20.8%	4.6%

DISTRIBUTIONS

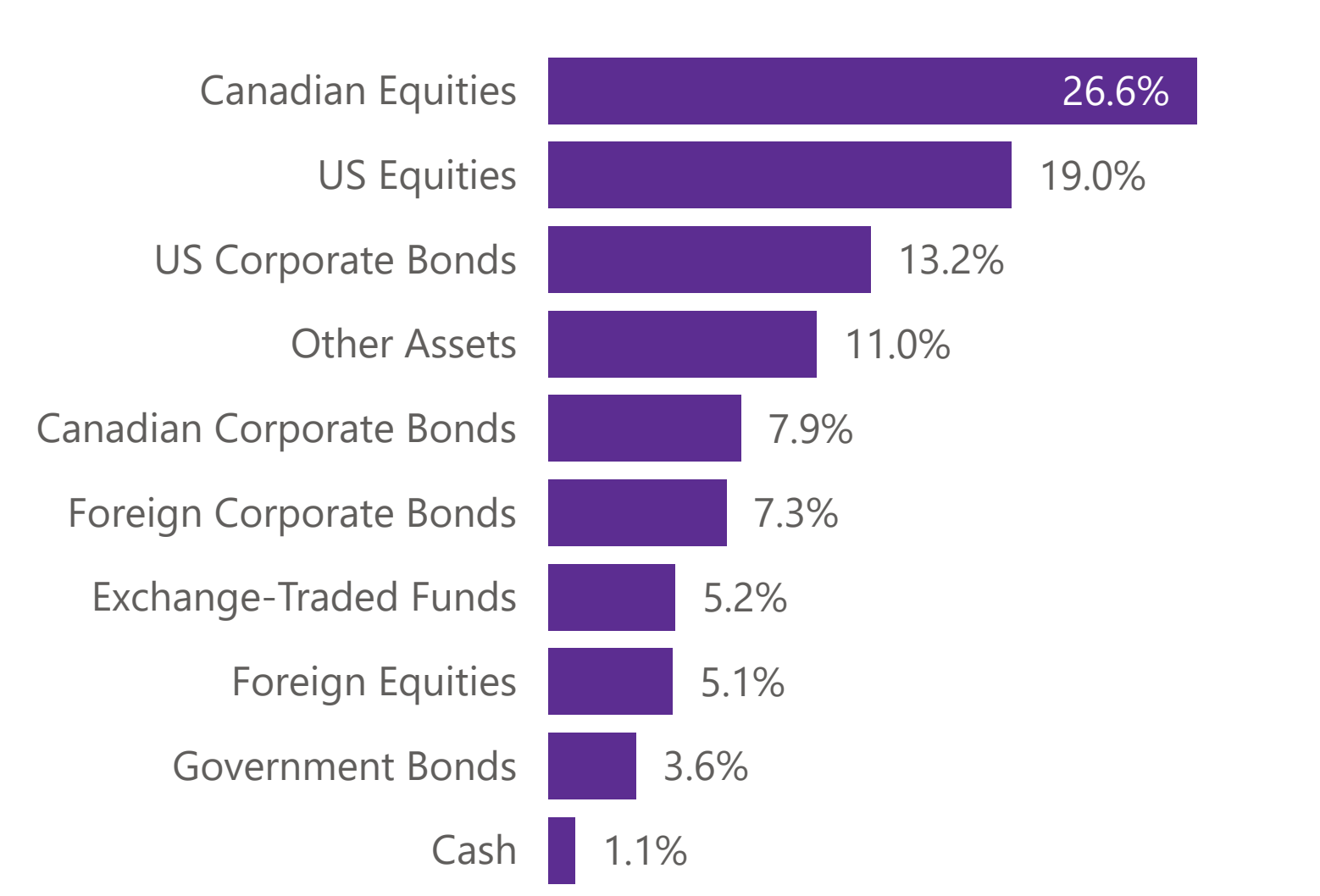
Since Inception	Mar 2024	Jun 2024	Sep 2024	Dec 2024	Mar 2025	Jun 2025	Sep 2025
\$2.40	\$0.06	\$0.10	\$0.07	\$0.06	\$0.08	\$0.12	\$0.07

Since Inception returns and distributions are from December 2019. All returns greater than a year are annual compounded returns.

SECTOR ALLOCATION



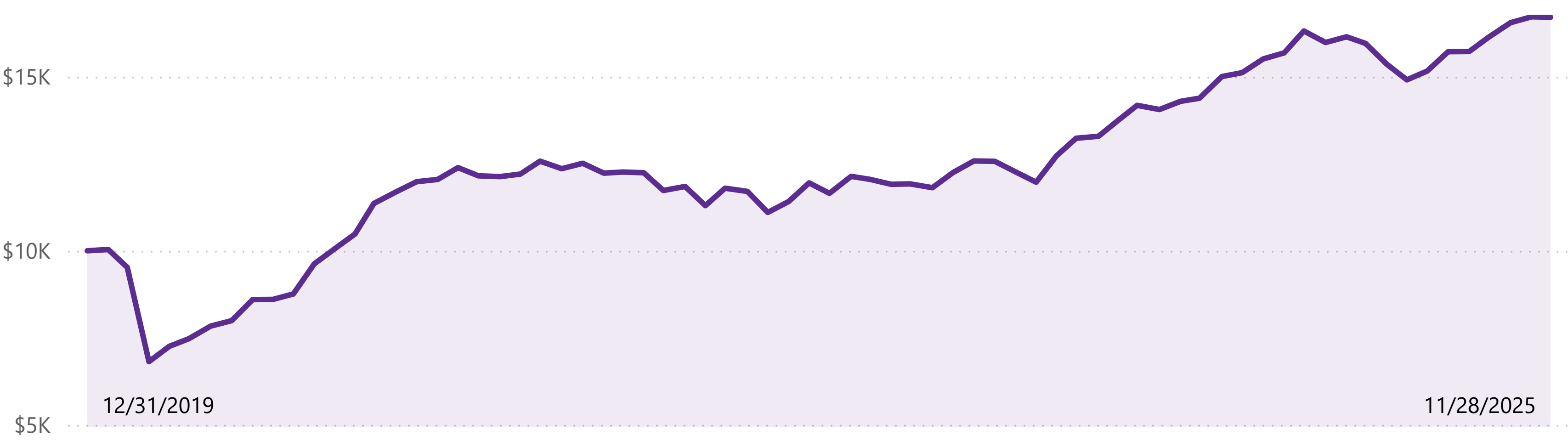
ASSET ALLOCATION



CURRENCY ALLOCATION



GROWTH OF \$10K



TOP 10 HOLDINGS

Pender Corporate Bond Fund PGF 530	The Pender Corporate Bond Fund is an income fund that is both conservatively managed to preserve capital, as well as opportunistic to generate returns.
Pender Alternative Absolute Return Fund PGF 2030	The Pender Alternative Absolute Return Fund is a flexible, high yield focused alternative credit strategy that aims to produce positive absolute returns at all stages of the economic cycle.
Pender Small Cap Opportunities Fund PGF 340	The Pender Small Cap Opportunities Fund is an opportunistic, concentrated portfolio. The Fund is focused on undervalued small and microcap companies predominantly in Canada.
Purpose USD Cash Management Fund TSX:MNU.U	Purpose USD Cash Management Fund is an exchange traded fund launched and managed by Purpose Investments Inc. The fund invests in fixed income markets of the United States.
Brookfield Corporation TSX:BN	Brookfield Corporation is a multi-asset manager focused on real estate, credit, renewable power and transition, infrastructure, venture capital, and private equity including growth capital and emerging growth investments.
Exor N.V. BIT:EXO	Exor N.V. engages in the automotive, agriculture and construction, sports car, commercial vehicle, and powertrain businesses worldwide.
Onex Corporation TSX:ONEX	Onex Corporation is a private equity firm specializing in acquisitions and platform acquisitions.
Trisura Group Ltd. TSX:TSU	Trisura Group Ltd., a specialty insurance company, operates in the surety, warranty, corporate insurance, and program and fronting businesses in Canada and the United States.
Danaher Corporation NYSE:DHR	Danaher Corporation designs, manufactures, and markets professional, medical, research, and industrial products and services in the United States, China, and internationally.
LVMH Moët Hennessy - Louis Vuitton, Société Européenne NYSE:LVMUY	LVMH Moët Hennessy - Louis Vuitton, Société Européenne, together with its subsidiaries, operates as a luxury goods company worldwide.

Source: Capital IQ

About Pender

Pender was founded in 2003 and is an independent, employee-owned investment firm located in Vancouver, British Columbia. Our goal is to protect and grow wealth for our investors over time. We have a talented investment team of expert analysts, security selectors and independent thinkers who actively manage our suite of differentiated investment funds, exploiting inefficient parts of the investing universe to achieve our goal.

ASSET ALLOCATION COMMITTEE

Greg Taylor, CFA

Chief Investment Officer and Portfolio Manager  
Pender Alternative Multi-Strategy Income Fund  
Pender Alternative Select Equity Fund

David Barr, CFA

CEO & Portfolio Manager  
Pender Global Small/Mid Cap Equity Fund  
Pender Income Advantage Fund  
Pender Partners Fund  
Pender Small Cap Opportunities Fund

Geoff Castle, MBA

Lead Portfolio Manager, Fixed Income  
Pender Bond Universe Fund  
Pender Corporate Bond Fund  
Pender Credit Opportunities Fund

Justin Jacobsen, CFA

Portfolio Manager  
Pender Alternative Absolute Return Fund

PenderFund Capital Management Ltd.  
1830-1066 West Hastings Street  
Vancouver, BC V6E 3X2

Toll Free: 1-866-377-4743  
Tel: (604) 688-1511  
Fax: (604) 563-3199  
penderfund.com

PENDER  
PenderFund Capital Management Ltd.

Commissions, trailing commissions, management fees and expenses plus applicable taxes all may be associated with mutual fund investments. Please read the simplified prospectus before investing. The indicated rates of return are the historical annual compounded total returns including changes in net asset value and assumes reinvestment of all distributions and are net of all management and administrative fees, but do not take into account sales, redemption or optional charges or income taxes payable by any security holder that would have reduced returns. Mutual funds are not guaranteed, their values change frequently and past performance may not be repeated. Where the performance of a particular class of a fund is displayed, other classes are available and fees and performance may differ in those other classes. This sheet is intended for information purposes only and does not constitute an offer to buy or sell our products or services nor is it intended as investment and/or financial advice on any subject matter and is provided for your information only. Every effort has been made to ensure the accuracy of its contents. ©Copyright PenderFund Capital Management Ltd. All rights reserved. November 30, 2025