



Forward thinking. Finding value.

NET ASSET VALUE

Class F	
NAV Per Unit	\$9.68
Current Yield	4.25%
Yield to Maturity	4.74%
Term to Maturity (years)	3.73
Modified Duration (years)	1.96
Total Holdings	4
Total Net Assets of Fund	\$90.10 Million

FUND FACTS

Asset Class	Alternative Multi-Strategy
Fund Inception	September 2022
Valuations	Daily
Eligibility	Canada-wide, Registered Plans
Distributions	DRIP Monthly, Cash Optional

FUND INFO

MERs at 2025-12-31 before performance fee.

Class	Code	MER	MGMT Fee
A	PGF 1200	2.49%	1.95%
F	PGF 1250	1.23%	0.95%

PERFORMANCE FEE

15% of the amount by which the total return of the class of units exceeds a 5% hurdle rate, subject to a high water mark.

The Fund is subject to a performance fee, refer to penderfund.com for the 'MER including performance fee'.

MINIMUM INVESTMENT

Class	Initial Investment	Subsequent Investment
A	\$500	\$0
F	\$500	\$0

FUND OVERVIEW

Legal Counsel	Lawson Lundell LLP
Fund Admin	CIBC Mellon
Auditor	KPMG LLP

LIQUID ALTERNATIVE

April 30, 2026 / Class F

Pender Alternative Multi-Strategy Income Fund

The Pender Alternative Multi-Strategy Income Fund is a diversified portfolio that aims to deliver consistent income with low volatility. The portfolio is structured as a fund of funds and leverages Pender's best income ideas across our credit and liquid alternative strategies. The fund aims to deliver approximately a 5% annualized distribution. The distribution is assessed at the end of each calendar year and may change for the following year.

PERFORMANCE

1 Mo.	3 Mo.	6 Mo.	1 Yr.	2 Yr.	3 Yr.	5 Yr.	10 Yr.	Since Inception
-0.1%	0.5%	1.7%	6.0%	6.3%	6.3%	-	-	6.1%

ANNUAL PERFORMANCE

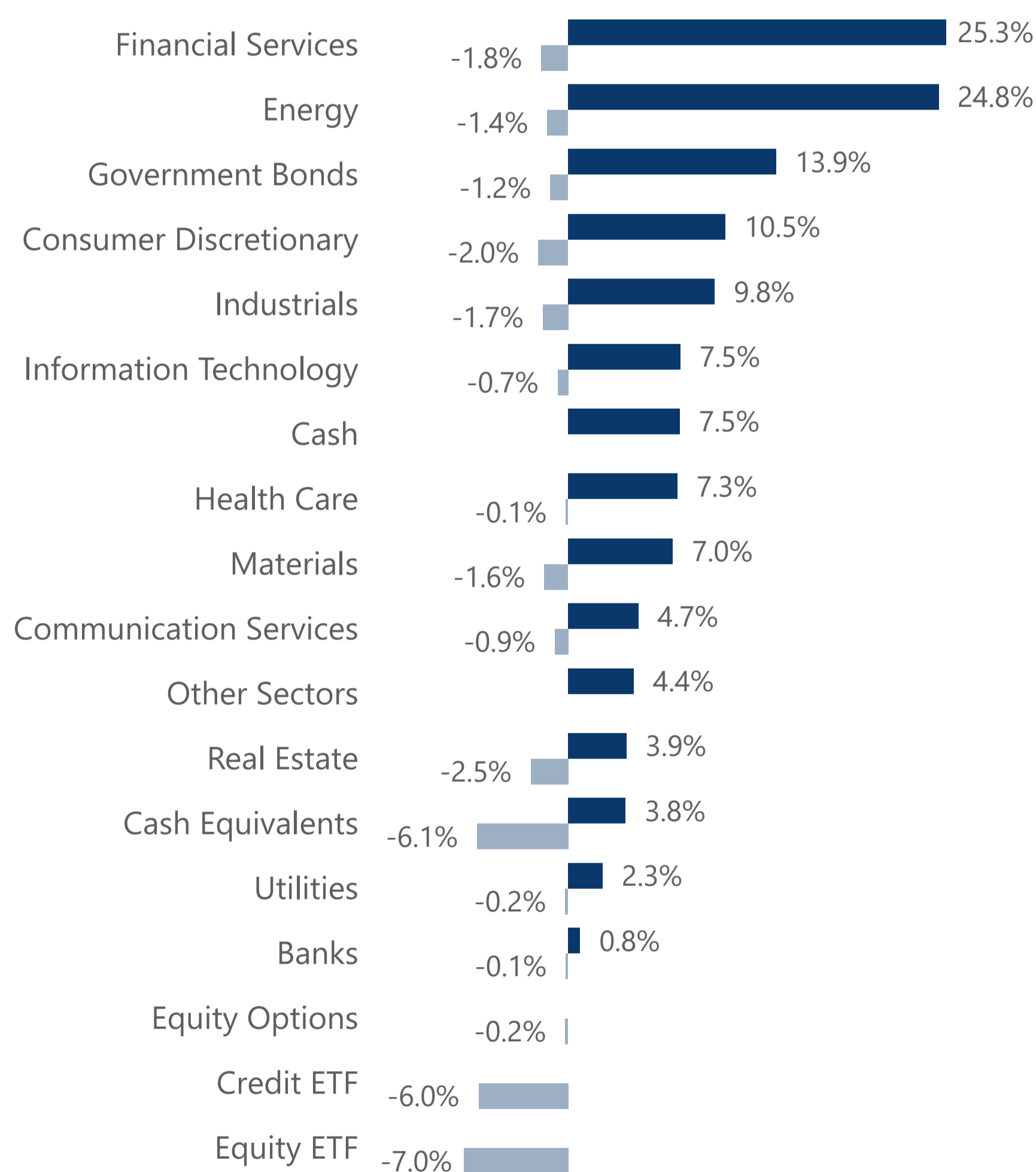
2018	2019	2020	2021	2022	2023	2024	2025	YTD
-	-	-	-	-	5.0%	8.5%	5.6%	1.6%

DISTRIBUTIONS

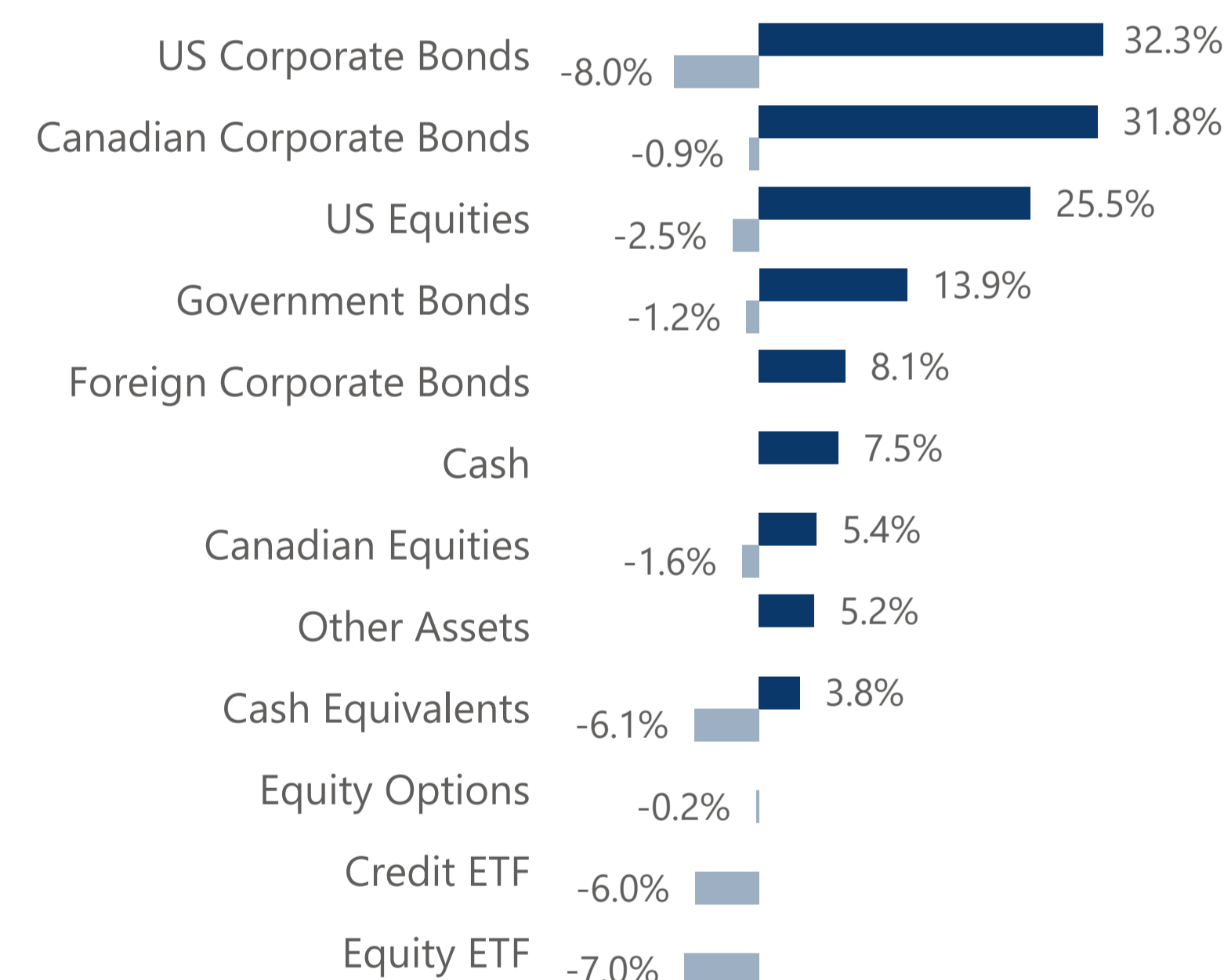
Since Inception	Oct 2025	Nov 2025	Dec 2025	Jan 2026	Feb 2026	Mar 2026	Apr 2026
\$0.64	\$0.04	\$0.04	\$0.04	\$0.04	\$0.04	\$0.04	\$0.04

Since Inception returns and distributions are from September 2022. All returns greater than a year are annual compounded returns.

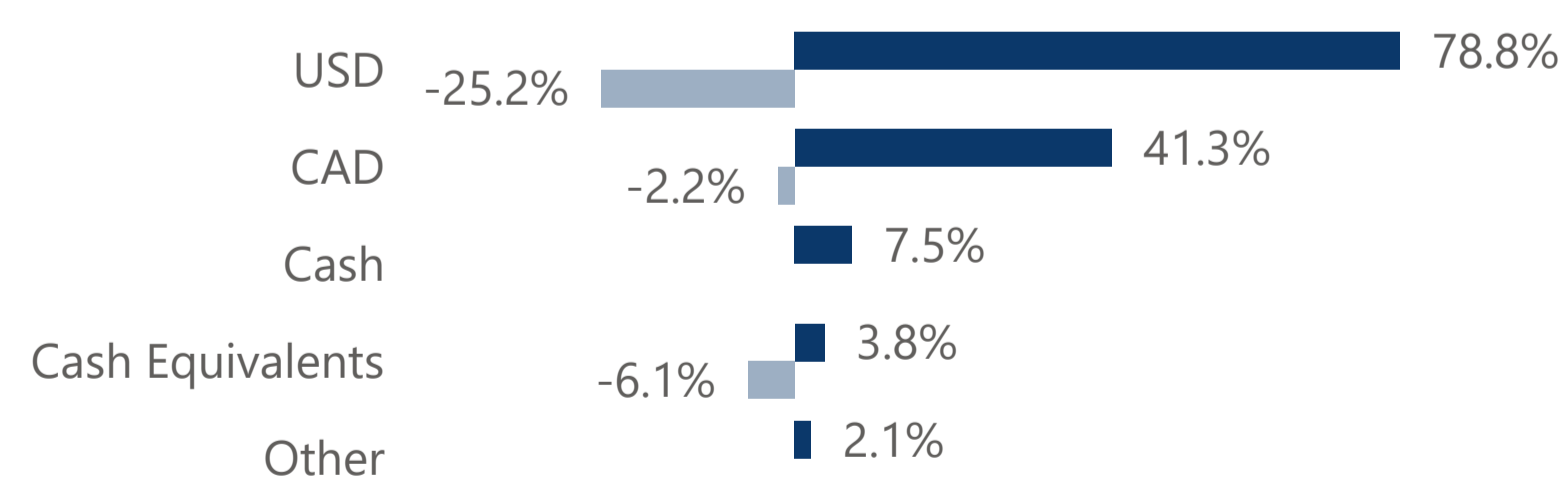
SECTOR ALLOCATION



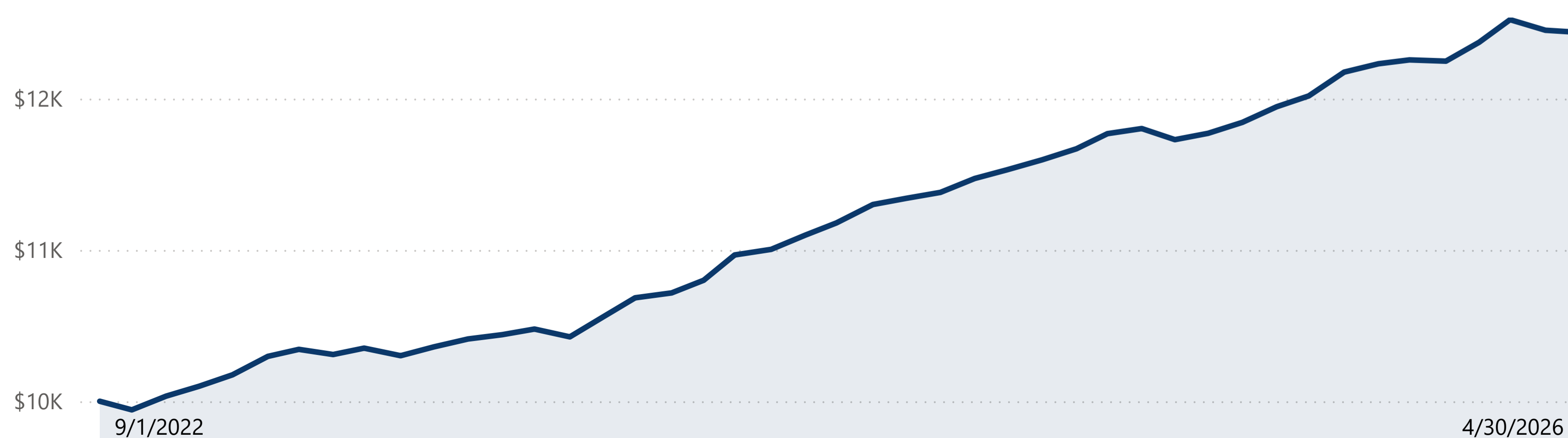
ASSET ALLOCATION



CURRENCY ALLOCATION



GROWTH OF \$10K



TOP 10 HOLDINGS

Pender Corporate Bond Fund	38.5%
Pender Alternative Absolute Return Fund	34.6%
Pender Alternative Arbitrage Plus Fund	22.0%
Purpose Cash Management Fund	3.8%

ASSET ALLOCATION COMMITTEE

Greg Taylor, CFA

Chief Investment Officer and Portfolio Manager
Pender Alternative Multi-Strategy Growth Fund
Pender Alternative Select Equity Fund
Pender Strategic Growth and Income Fund

David Barr, CFA

CEO & Portfolio Manager
Pender Global Small/Mid Cap Equity Fund
Pender Income Advantage Fund
Pender Partners Fund
Pender Small Cap Opportunities Fund

Geoff Castle, MBA

Lead Portfolio Manager, Fixed Income
Pender Bond Universe Fund
Pender Corporate Bond Fund
Pender Credit Opportunities Fund

Justin Jacobsen, CFA

Portfolio Manager
Pender Alternative Absolute Return Fund

Amar Pandya, CFA

Portfolio Manager
Pender Alternative Arbitrage Fund
Pender Alternative Arbitrage Plus Fund
Pender Alternative Special Situations Fund

About Pender

Pender was founded in 2003 and is an independent, employee-owned investment firm located in Vancouver, British Columbia. Our goal is to protect and grow wealth for our investors over time. We have a talented investment team of expert analysts, security selectors and independent thinkers who actively manage our suite of differentiated investment funds, exploiting inefficient parts of the investing universe to achieve our goal.

PenderFund Capital Management Ltd.
1830-1066 West Hastings Street
Vancouver, BC V6E 3X2

Toll Free: 1-866-377-4743
Tel: (604)-688-1511
Fax: (604)-563-3199
penderfund.com

PENDER
PenderFund Capital Management Ltd.