



Forward thinking. Finding value.

NET ASSET VALUE

Class F (USD)	
NAV Per Unit	\$11.44
Beta	0.55
Total Holdings	182
Total Net Assets of Fund	\$29.01 Million

FUND FACTS

Asset Class	Alternative Merger Arbitrage
Fund Inception	September 2022
Valuations	Daily
Eligibility	Canada-wide, Registered Plans
Distributions	DRIP Annually, Cash Optional

FUND INFO

MERs at 2025-12-31 before performance fee.

Class	Code	MER	MGMT Fee
A	PGF 2200	2.48%	1.80%
F	PGF 2250	1.20%	0.95%
F (USD)	PGF 2211	1.36%	0.95%

PERFORMANCE FEE

15% of the amount by which the total return of the class of units exceeds its high water mark.

The Fund is subject to a performance fee, refer to penderfund.com for the 'MER including performance fee'.

MINIMUM INVESTMENT

Class	Initial Investment	Subsequent Investment
A	\$500	\$0
F	\$500	\$0
F (USD)	\$500	\$0

FUND OVERVIEW

Legal Counsel	Lawson Lundell LLP
Fund Admin	CIBC Mellon
Auditor	KPMG LLP

LIQUID ALTERNATIVE

April 30, 2026 / Class F (USD)

Pender Alternative Arbitrage Plus Fund

The Pender Alternative Arbitrage Plus Fund aims to produce consistent and low volatility absolute returns by investing primarily in merger arbitrage opportunities. This low-risk strategy aims to enhance returns by using leverage and can be used to provide diversification benefits to clients with low correlation to traditional equity and fixed income investments.

PERFORMANCE

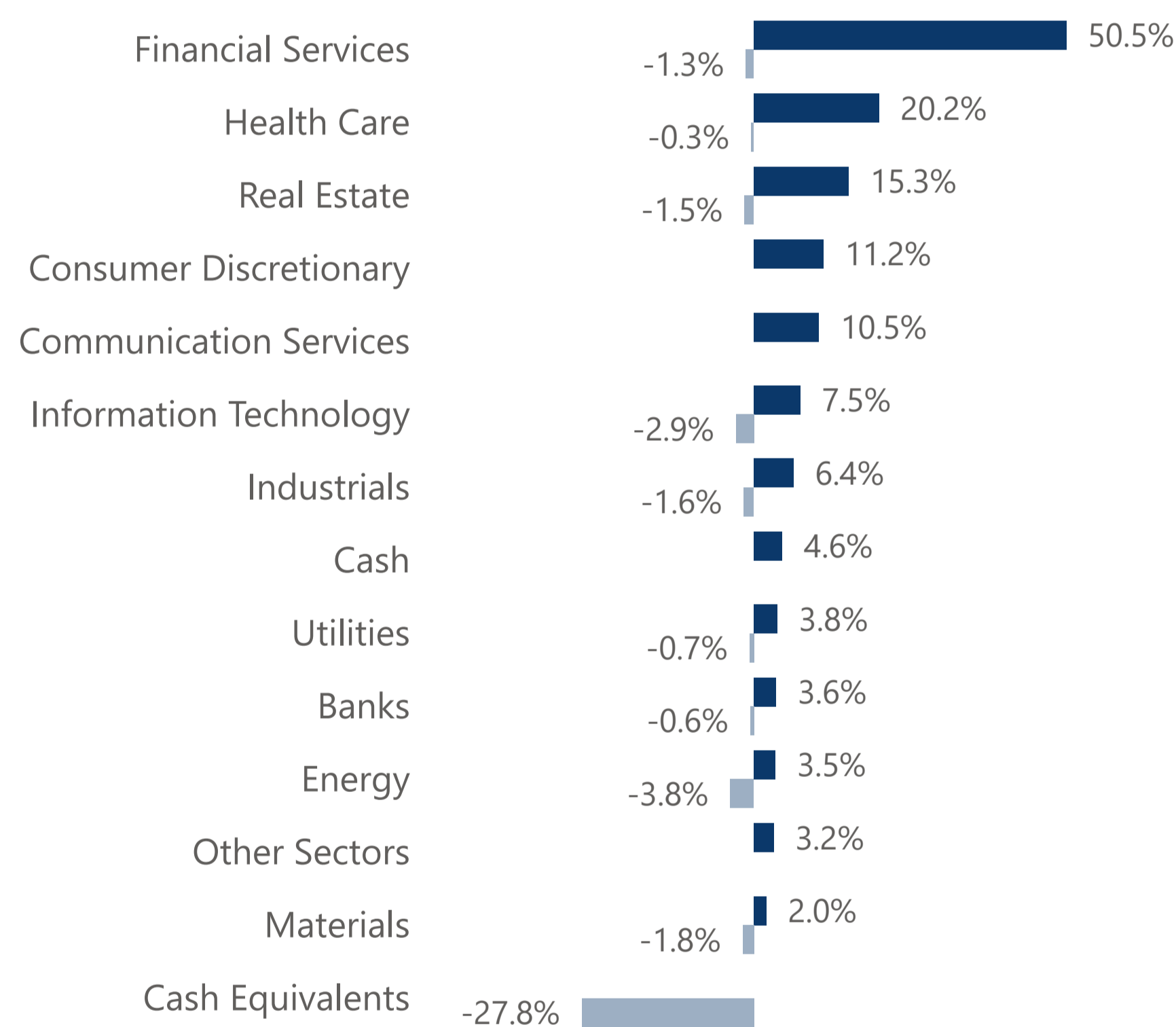
1 Mo.	3 Mo.	6 Mo.	1 Yr.	2 Yr.	3 Yr.	5 Yr.	10 Yr.	Since Inception
0.1%	-0.4%	-0.1%	4.1%	5.9%	4.3%	-	-	4.0%

ANNUAL PERFORMANCE

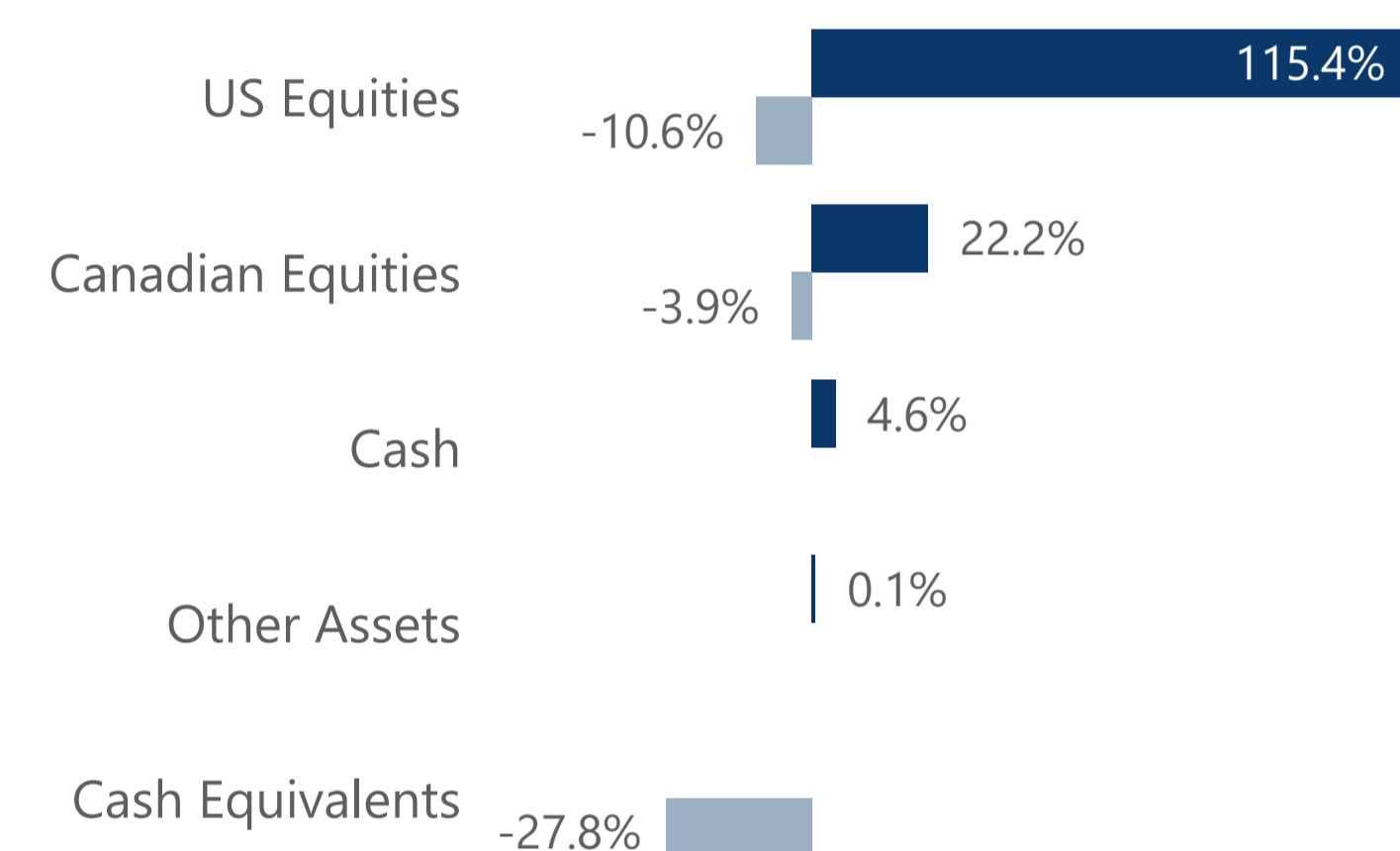
2018	2019	2020	2021	2022	2023	2024	2025	YTD
-	-	-	-	-	1.1%	5.1%	7.1%	0.1%

Since Inception returns are from September 2022. All returns greater than a year are annual compounded returns.

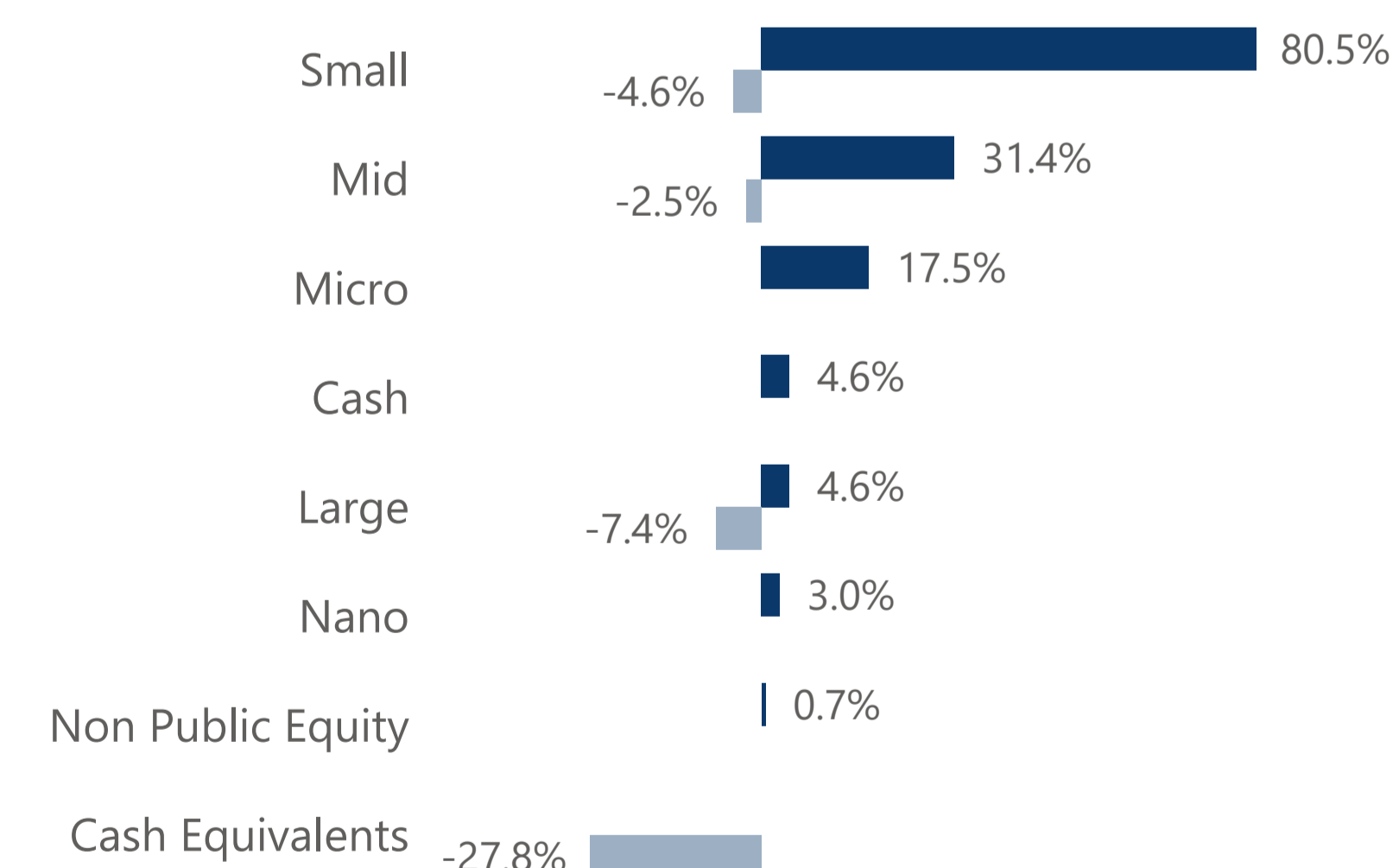
SECTOR ALLOCATION



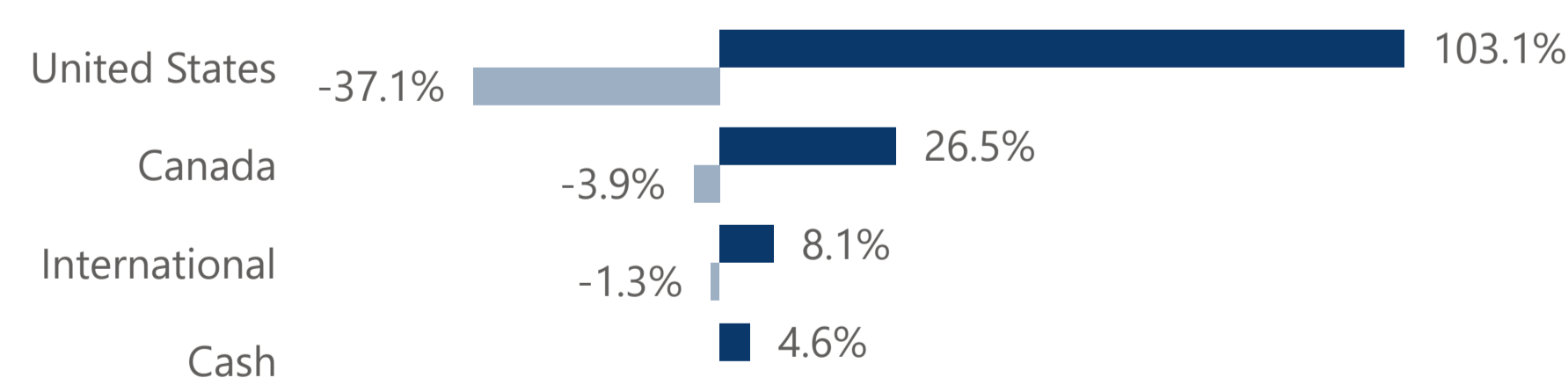
ASSET ALLOCATION



MARKET CAP



GEOGRAPHY



GROWTH OF \$10K



TOP 10 HOLDINGS (LONG)

MAK Acquisition Corp.	4.1%
Tri Pointe Homes, Inc.	3.7%
Nathan's Famous, Inc.	3.4%
Chart Industries, Inc.	3.2%
InterRent Real Estate Investment Trust	3.2%
Green Dot Corporation	3.0%
Globalstar, Inc.	2.9%
Drugs Made In America Acquisition II Corp.	2.8%
Kennedy-Wilson Holdings, Inc.	2.8%
European Residential Real Estate Investment Trust	2.7%

PORTFOLIO MANAGER(S)

Amar Pandya, CFA

Amar is a Portfolio Manager of several of Pender's alternative investment funds and began his investment career in 2011 in the Portfolio Management Training Program at a large global financial services company. He moved to pursue his passion for equities becoming an APM at a large-cap equity value firm before being drawn to Pender and the west coast in 2017. As an advocate of a contrarian value investing approach, Amar has expertise in event driven special situations with a primary focus on M&A and balance sheet driven special situations. He holds a Bachelor of Commerce degree in Finance (Honours) from the University of Manitoba. He earned his Chartered Financial Analyst designation in 2015.

TOP 10 HOLDINGS (SHORT)

United States Treasury Bill, 0.000%, 03-Sep-2026	-18.5%
United States Treasury Bill, 0.000%, 11-Jun-2026	-9.4%
Bel Fuse Inc.	-2.8%
Keyera Corp.	-2.1%
Hudbay Minerals Inc.	-1.7%
VICI Properties Inc.	-1.5%
iShares Bitcoin Trust ETF	-1.3%
Transocean Ltd.	-1.3%
CECO Environmental Corp.	-0.9%
Black Hills Corporation	-0.7%

About Pender

Pender was founded in 2003 and is an independent, employee-owned investment firm located in Vancouver, British Columbia. Our goal is to protect and grow wealth for our investors over time. We have a talented investment team of expert analysts, security selectors and independent thinkers who actively manage our suite of differentiated investment funds, exploiting inefficient parts of the investing universe to achieve our goal.

PenderFund Capital Management Ltd.
1830-1066 West Hastings Street
Vancouver, BC V6E 3X2

Toll Free: 1-866-377-4743
Tel: (604)-688-1511
Fax: (604)-563-3199
penderfund.com

PENDER
PenderFund Capital Management Ltd.