



PENDER EQUITY

Know Your **Product**

PENDER US SMALL/MID CAP EQUITY FUND

This document contains key information you should know about Pender US Small/Mid Cap Equity Fund. You can find more detailed information in the fund's simplified prospectus. Ask your representative for a copy, contact PenderFund Capital Management Ltd. (Pender) at 1-866-377-4743 or info@penderfund.com or visit www.penderfund.com.

Before you invest in any fund, consider how it would work with your other investments and your tolerance for risk.

Quick facts

Fund code:	PGF1810	Fund manager:	PenderFund Capital Management Ltd.
Date class started:	November 15, 2024	Portfolio manager:	PenderFund Capital Management Ltd.
Total value of the fund on April 30, 2025:	\$1.1 million	Distributions:	Net income and net capital gains annually. Automatically reinvested in additional units; cash upon request.
Management expense ratio (MER):	0.00%	Minimum investment:	\$500 initial, \$0 additional

What does the fund invest in?

The Fund invests primarily in U.S equity securities. The Fund may also invest in Canadian and foreign securities from time to time.

The charts below give you a snapshot of the fund's investments on April 30, 2025. The fund's investments will change.

Top 10 investments - (April 30, 2025)

1. Fidelity National Financial, Inc.	5.1%
2. Molina Healthcare, Inc.	5.1%
3. Euronet Worldwide, Inc.	4.6%
4. Genpact Limited	4.5%
5. Dollar Tree, Inc.	4.1%
6. Webster Financial Corporation	4.1%
7. VeriSign, Inc.	4.0%
8. Jabil Inc.	4.0%
9. Ero Copper Corp.	3.9%
10. Itron, Inc.	3.9%
Total percentage of top 10 investments	43.3%
Total number of investments	26

Investment mix - (April 30, 2025)

Industrials	21.0%
Information Technology	17.6%
Health Care	12.3%
Insurance	11.8%
Cash	7.9%
Financial Services	7.8%
Consumer Staples	6.8%
Banks	4.1%
Materials	3.9%
Energy	3.1%
Consumer Discretionary	2.0%
Real Estate	1.7%

How risky is it?

The value of the fund can go down as well as up. You could lose money. One way to gauge risk is to look at how much a fund's returns change over time. This is called "volatility".

In general, funds with higher volatility will have returns that change more over time. They typically have a greater chance of losing money and may have a greater chance of higher returns. Funds with lower volatility tend to have returns that change less over time. They typically have lower returns and may have a lower chance of losing money.

Risk rating

Pender has rated the volatility of Class F of the fund as medium.

This rating is based on how much the fund's returns have changed from year to year. It doesn't tell you how volatile the fund will be in the future. The rating can change over time. A fund with a low risk rating can still lose money.

Low	Low to Medium	Medium	Medium to High	High
-----	---------------	---------------	----------------	------

For more information about the risk rating and specific risks that can affect the fund's returns, see the section titled "What is a Mutual Fund and What are the Risks of Investing in a Mutual Fund" in the fund's simplified prospectus.

No guarantees

Like most mutual funds, this fund doesn't have any guarantees. You may not get back the amount of money you invest.

How has the fund performed?

This section tells you how Class F units of the fund have performed since inception. Returns are after expenses have been deducted. These expenses reduce the fund's returns.

YEAR-BY-YEAR RETURNS

Performance information for this class is not available because it has been in operation for less than one completed calendar year.

BEST and WORST 3-MONTH RETURNS

Performance information for this class is not available because it has been in operation for less than one completed calendar year.

AVERAGE RETURN

Performance information for this class is not available because it has been in operation for less than one completed calendar year.

Who is this fund for?

This fund is suitable for investors who want to maximize the long-term potential growth of their capital.

This fund is suitable for investors who want to invest in a portfolio of U.S. equities.

Investors in this fund should have a long-term investment time horizon and a medium to high tolerance for investment risk.

This fund is not suitable for those with a low tolerance for risk in their returns or for those who have a short or medium time horizon for their investment.

A word about tax

In general, you pay income tax on your share of the fund's earnings and on any gains you realize from redeeming your investment. The amount of tax depends on the tax rules and rates that apply to you, and whether you hold the fund in a registered plan, such as an RRSP or TFSA.

Keep in mind that if you hold your fund in a non-registered account, fund distributions are included in your taxable income, whether you get them in cash or have them reinvested.

How much does it cost?

The following tables show the fees and expenses you could pay to buy, own and sell Class F units of the fund. The fees and expenses – including any commissions – can vary among classes of a fund and among funds. Higher commissions can influence representatives to recommend one investment over another. Ask about other funds and investments that may be suitable for you at a lower cost.

1. SALES CHARGES

There are no sales charges for Class F units of the fund.

2. FUND EXPENSES

You don't pay these expenses directly. They affect you because they reduce the fund's returns. Pender waived some of the fund's expenses. If it had not done so, the MER would have been higher. The fund's expenses are made up of management fees, administration expenses and trading costs, exclusive of taxes. The Class F annual management fee is 0.85% and its administration fee is 0.30% of the class' value, exclusive of taxes. As of December 31, 2024, the expenses of Class F were 0.35% of the value of this class. This equals \$3.50 for every \$1,000 invested.

	Annual rate (as a % of the class' value)
Management expense ratio (MER) This is the total of the fund's management fee (including, if applicable, the trailing commission) and administration fee.	0.00%
Trading expense ratio (TER) These are the fund's trading costs for this class.	0.35%
Fund expenses	0.35%

More about the trailing commission

No trailing commission is paid by Pender to your representative's firm in respect of Class F securities.

3. OTHER FEES

You may have to pay other fees when you buy, hold, sell or switch units of the fund.

Fee	What you pay
Short-term trading fee	You may be charged up to 2.00% of the value of units you sell or switch within 30 days of buying them. This fee goes to the fund.
Switch fee	Your representative's firm may charge you up to 2.00% of the value of units you switch to another class of the fund or to another fund managed by Pender.
Fee-based account fee	You may pay a fee-based account fee, which is negotiated between you and your representative, and paid directly to your representative's firm. Investors who purchase this class of the fund generally participate in an eligible fee-based program with their representative's firm.

What if I change my mind?

Under the securities law in some provinces and territories, you have the right to:

- withdraw from an agreement to buy mutual fund units within two business days after you receive a simplified prospectus or Fund Facts document; or
- cancel your purchase within 48 hours after you receive confirmation of the purchase.

In some provinces and territories, you will also have the right to cancel a purchase, or in some jurisdictions, claim damages, if the simplified prospectus, annual information form, Fund Facts document; or financial statements contain a misrepresentation. You must act within the time limit set by the securities law in your province or territory.

For more information, see the securities law of your province or territory or ask a lawyer.

For more information

Contact Pender or your representative for a copy of the fund's simplified prospectus and other disclosure documents. These documents and the Fund Facts make up the fund's legal documents, which can be found on our website at www.penderfund.com or on the SEDAR+ website at www.sedarplus.ca.

PenderFund Capital Management Ltd.
1066 W. Hastings St., Suite 1830
Vancouver, BC V6E 3X2
Toll Free: 1-866-377-4743
Fax: 604-563-3199
Email: info@penderfund.com
www.penderfund.com

To learn more about investing in mutual funds, see the brochure **Understanding mutual funds**, which is available on the website of the Canadian Securities Administrators at www.securities-administrators.ca.



Forward thinking. Finding value.

EQUITY

March 31, 2026 / Class F

Pender US Small/Mid Cap Equity Fund

The Pender US Small/Mid Cap Equity Fund launched in November 2024, to provide investors with access to what we believe is a compelling opportunity set. Managed by Aman Budhwar, CFA, the Fund invests in small/mid-cap companies with a sustainable competitive advantage, ability to reinvest capital at high rates of return that are positioned to benefit from growth tailwinds.

NET ASSET VALUE

Class F	
NAV Per Unit	\$10.63
Beta	1.06
Total Holdings	31
Total Net Assets of Fund	\$1.55 Million

FUND FACTS

Asset Class	US Small/Mid Cap Equity Fund
Fund Inception	November 2024
Valuations	Daily
Eligibility	Canada-wide, Registered Plans
Distributions	DRIP Annually, Cash Optional

FUND INFO

MERs at 2025-12-31. MER was NIL as at 2025-12-31 due to waiver of fees.

Class	Code	MER	MGMT Fee
A	PGF 1800	0.00%	1.85%
F	PGF 1810	0.00%	0.85%

MINIMUM INVESTMENT

Class	Initial Investment	Subsequent Investment
A	\$500	\$0
F	\$500	\$0

FUND OVERVIEW

Legal Counsel	Lawson Lundell LLP
Fund Admin	CIBC Mellon
Auditor	KPMG LLP

PERFORMANCE

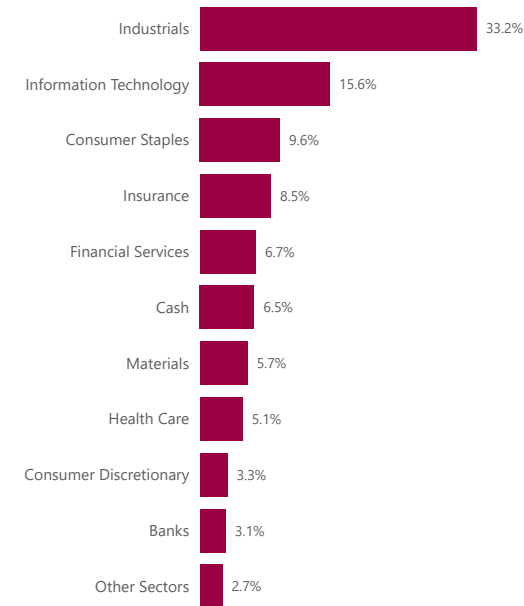
1 Mo.	3 Mo.	6 Mo.	1 Yr.	3 Yr.	5 Yr.	10 Yr.	15 Yr.	Since Inception
-7.4%	-0.3%	2.5%	16.6%	-	-	-	-	6.8%

ANNUAL PERFORMANCE

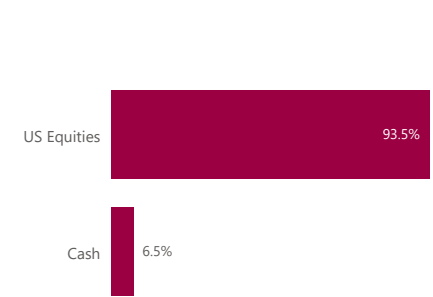
2018	2019	2020	2021	2022	2023	2024	2025	YTD
-	-	-	-	-	-	-	12.7%	-0.3%

Since Inception returns are from November 2024. All returns greater than a year are annual compounded returns.

SECTOR ALLOCATION



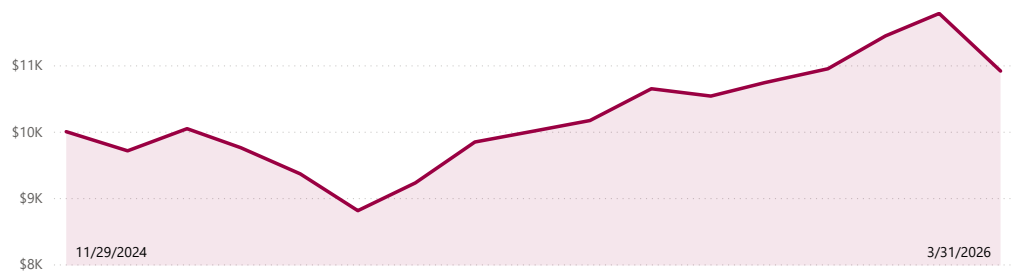
ASSET ALLOCATION



CURRENCY ALLOCATION



GROWTH OF \$10K



TOP 10 HOLDINGS

Generac Holdings Inc. NYSE:GNRC	Generac Holdings Inc. designs, manufactures, and distributes energy technology products and solutions worldwide.
Modine Manufacturing Company NYSE:MOD	Modine Manufacturing Company designs, engineers, tests, manufactures, and sells mission-critical thermal solutions in the United States, Canada, Italy, Hungary, the United Kingdom, China, and internationally.
Booz Allen Hamilton Holding Corporation NYSE:BAH	Booz Allen Hamilton Holding Corporation, a technology company, provides technology solutions using artificial intelligence, cyber, and other technologies for government's cabinet-level departments and commercial customers in the United States and internationally.
StandardAero, Inc. NYSE:SARO	StandardAero, Inc. provides aerospace engine aftermarket services for fixed and rotary wing aircraft in the United States, Canada, the United Kingdom, Rest of Europe, Asia, and internationally.
VeriSign, Inc. NasdaqGS:VRSN	VeriSign, Inc., together with its subsidiaries, provides internet infrastructure and domain name registry services that enables internet navigation for various recognized domain names worldwide.
Deckers Outdoor Corporation NYSE:DECK	Deckers Outdoor Corporation, together with its subsidiaries, designs, markets, and distributes footwear, apparel, and accessories for casual lifestyle use and high-performance activities in the United States and internationally.
International Flavors & Fragrances Inc. NYSE:IFF	International Flavors & Fragrances Inc., together with its subsidiaries, manufactures and markets food, beverage, health and biosciences, scent, and complementary adjacent products in the United States, and internationally.
Jabil Inc. NYSE:JBL	Jabil Inc. provides engineering, manufacturing, and supply chain solutions worldwide.
Dollar Tree, Inc. NasdaqGS:DLTR	Dollar Tree, Inc. operates retail discount stores under the Dollar Tree and Dollar Tree Canada brands in the United States and Canada.
The Estée Lauder Companies Inc. NYSE:EL	The Estée Lauder Companies Inc. manufactures, markets, and sells skin care, makeup, fragrance, and hair care products worldwide.

PORTFOLIO MANAGER(S)

Aman Budhwar, CFA

Aman Budhwar is an equity Portfolio Manager having joined Pender in February 2022. He is passionate about capital markets and has over 25 years of experience in the field of equity research, analysis and stock-picking. Aman has uncovered investment opportunities by analysing long term trends and adopting a differentiated view of the market. Prior to joining Pender, Aman held Senior Equity Analyst positions at leading Canadian fund and asset management firms. Aman holds a Bachelor of Commerce from Garhwal University in India and an MBA from the Institute of Management Technology in India. He earned his Chartered Financial Analyst (CFA) designation in 2004.

Source: Capital IQ

ABOUT PENDER

Pender was founded in 2003 and is an independent, employee-owned investment firm located in Vancouver, British Columbia. Our goal is to protect and grow wealth for our investors over time. We have a talented investment team of expert analysts, security selectors and independent thinkers who actively manage our suite of differentiated investment funds, exploiting inefficient parts of the investing universe to achieve our goal.

PenderFund Capital Management Ltd.
1830-1066 West Hastings Street
Vancouver, BC V6E 3X2

Toll Free: 1-866-377-4743
Tel: (604)-688-1511
Fax: (604)-563-3199
penderfund.com

PENDER
PenderFund Capital Management Ltd.

Commissions, trailing commissions, management fees and expenses plus applicable taxes all may be associated with mutual fund investments. Please read the simplified prospectus before investing. The indicated rates of return are the historical annual compounded total returns including changes in net asset value and assumes reinvestment of all distributions and are net of all management and administrative fees, but do not take into account sales, redemption or optional charges or income taxes payable by any security holder that would have reduced returns. Mutual funds are not guaranteed, their values change frequently and past performance may not be repeated. Where the performance of a particular class of a fund is displayed, other classes are available and fees and performance may differ in those other classes. This sheet is intended for information purposes only and does not constitute an offer to buy or sell our products or services nor is it intended as investment and/or financial advice on any subject matter and is provided for your information only. Every effort has been made to ensure the accuracy of its contents. ©Copyright PenderFund Capital Management Ltd. All rights reserved. March 31, 2026

NAV PER UNIT

Class A	\$10.63
Class E	\$10.64
Class F	\$10.63
Class O	\$10.64

SUPPLEMENTAL INFORMATION

Alpha	-6.76
Beta	0.90
Correlation	0.85
Sharpe	0.34
Standard Deviation	14.42
Up Capture	7
Down Capture	11

TOP 10 HOLDINGS

35.4%

Generac Holdings Inc.	4.4%
Modine Manufacturing Company	4.1%
Booz Allen Hamilton Holding Corporation	3.6%
StandardAero, Inc.	3.5%
VeriSign, Inc.	3.5%
Deckers Outdoor Corporation	3.3%
International Flavors & Fragrances Inc.	3.3%
Jabil Inc.	3.3%
Dollar Tree, Inc.	3.2%
The Estée Lauder Companies Inc.	3.2%

Supplemental Information Statistics are calculated based on class A units of the fund since the fund's inception date. The actual results for class F units should be substantially similar to above units.

Supplemental statistics are calculated using the S&P/TSX Composite Index.



Aman Budhwar, CFA Portfolio Manager

Aman Budhwar is a Portfolio Manager at Pender and has over 25 years of experience in the field of equity research, analysis and stock-picking. Prior to joining Pender, Aman held Senior Equity Analyst positions at leading Canadian fund and asset management firms. Aman holds a Bachelor of Commerce from Garhwal University in India and an MBA from the Institute of Management Technology in India. He earned his Chartered Financial Analyst designation in 2004.



Ruben Gomez-Garcia Equity Analyst

Ruben Gomez-Garcia is an Equity Analyst. Prior to joining Pender, he was an Equity Research Associate at RBC where he covered diversified financials. Ruben holds a Bachelor of Business Administration in Finance with distinction from Simon Fraser University, where he graduated as valedictorian of the Beedie School of Business.

NEWS

Keep up with the latest news from PenderFund. Our “In the News” section features updates, announcements, and media coverage that highlight our key initiatives.

[READ MORE](#)

PODCASTS

Discover insights and conversations from PenderFund Podcasts! Tune in for episodes that delve into industry trends, expert interviews, and company updates.

[LISTEN HERE](#)

ARTICLES

Gain valuable insights from our team through their latest articles. Explore their perspectives on market trends, investment strategies, and more.

[READ MORE](#)

COMMENTARIES

Stay updated with fund commentaries from our portfolio managers and get their take on market developments and investment updates.

[READ MORE](#)



Dion Steyn
Vice President
National Retail Sales
+1 604 364 2738
dsteyn@penderfund.com



Derek Trudel
Vice President
National Accounts
+1 647 551 1483
dtrudel@penderfund.com



Lucy Nair
Manager
Inside Sales
+1 778 945 1147
lnair@penderfund.com

Cam Poynton
Business Development
Associate
+1 778 926 8731
cpoynton@penderfund.com

Amy Smith
Bilingual Business
Development Associate
+1 416 518 8683
asmith@penderfund.com

WESTERN CANADA



Sara Embury
Regional Vice President
Western Canada
+1 604 630 5450
sembury@penderfund.com



Rupina Baek
Senior Business Development
Manager, British Columbia,
Saskatchewan and Calgary
+1 778 681 0710
rbaek@penderfund.com



Ian Collins
Senior District Vice President
Vancouver and Calgary
+1 604 219 9598
icollins@penderfund.com



Matthew MacDonald
Business Development Manager
BC & Calgary
+1 778 628 0534
mmacdonald@penderfund.com



Cecelia Clarke
Senior District Vice President,
Northern Alberta and Manitoba
+1 825 777 0177
cclarke@penderfund.com



Tyler Lam
Business Development Manager
Northern Alberta and Manitoba
+1 587 341 7039
tlam@penderfund.com



Stephen McDermott
Senior District Vice President
Vancouver Island and Vancouver
+1 778 678 0092
smcdermott@penderfund.com



Vivian Sherin
Business Development Manager
British Columbia and Ontario
+1 236 558 9732
vsherin@penderfund.com

ONTARIO



Ben Myers
Regional Vice President
Central and Eastern Canada

+1 647 203 2736
bmyers@penderfund.com



Haydn Sittler
Business Development Manager
Ontario

+1 437 423 7039
hsittler@penderfund.com



Josh Rowland, CFA
District Vice President
Ontario

+1 905 439 0369
jrowland@penderfund.com



Maydeline Yang
Business Development Manager
Ontario

+1 437 423 7288
myang@penderfund.com



Michael Young, CFA
District Vice President
Southwest Ontario

+1 437 238 4589
myoung@penderfund.com



Vivian Sherin
Business Development Manager
British Columbia and Ontario

+1 236 558 9732
vsherin@penderfund.com

QUÉBEC



Laurent Galarneau
District Vice President
Québec

+1 514 835 8423
lgalarneau@penderfund.com



Adam Hadji
Senior Business Development
Manager, Québec

+1 438 466 1376
ahadji@penderfund.com



Cédric Rioux
District Vice President
Québec

+1 514 349 0777
crioux@penderfund.com

PENDER

PenderFund Capital Management Ltd.

Pender was founded in 2003 and is an independent, employee-owned investment firm located in Vancouver, British Columbia. Our goal is to protect and grow wealth for our investors over time. We have a talented investment team of expert analysts, security selectors and independent thinkers who actively manage our suite of differentiated investment funds, exploiting inefficient parts of the investing universe to achieve our goal.

This brochure is subject to the Disclaimer found here: www.penderfund.com/disclaimer

Standard Performance Data for Pender Funds may be found here:

Equity Funds: www.penderfund.com/equity

Fixed Income Funds: www.penderfund.com/fixed-income

Balanced Funds: www.penderfund.com/balanced

Liquid Alternative Funds: www.penderfund.com/liquid-alternative-funds

Standard Performance Information for Funds that have been launched within the last 12 months will be available one year after inception.

For more information on Pender Ventures please visit: www.penderventures.com

© Copyright PenderFund Capital Management Ltd. All rights reserved