



**PENDER** FIXED INCOME

Know Your **Product**

---

PENDER BOND UNIVERSE FUND

This document contains key information you should know about Pender Bond Universe Fund. You can find more detailed information in the fund's simplified prospectus. Ask your representative for a copy, contact PenderFund Capital Management Ltd. (Pender) at 1-866-377-4743 or info@penderfund.com or visit www.penderfund.com.

**Before you invest in any fund, consider how it would work with your other investments and your tolerance for risk.**

As approved in a unitholder vote, components of the Management Expense Ratio (MER) will change. Management fees will increase and administrative fees will decrease by an equal or larger percentage. Refer to amendments to the Simplified Prospectus for further details.

**Quick facts**

<b>Fund code:</b>	PGF1410	<b>Fund manager:</b>	PenderFund Capital Management Ltd.
<b>Date class started:</b>	January 17, 2020	<b>Lead portfolio manager:</b>	PenderFund Capital Management Ltd.
<b>Total value of the fund on September 30, 2025:</b>	\$116.6 million	<b>Distributions:</b>	Net income monthly; net capital gains annually. Automatically reinvested in additional units; cash upon request.
<b>Management expense ratio (MER):</b>	0.64%	<b>Minimum investment:</b>	\$500 initial, \$0 additional

**What does the fund invest in?**

The fund invests primarily in investment grade fixed income securities. This, however, does not preclude the fund from making equity investments when the portfolio advisor deems the risk/reward trade-off to be in the investors' favour.

The charts below give you a snapshot of the fund's investments on September 30, 2025. The fund's investments will change.

**Top 10 investments - (September 30, 2025)**

1. Pender Corporate Bond Fund	20.9%
2. Waste Management of Canada Corporation, 2.600%, 23-Sep-26	6.0%
3. McDonald's Corporation, 4.857%, 21-May-31	5.5%
4. Fairfax Financial Holdings Limited, 4.700%, 16-Dec-26	3.7%
5. Canadian Pacific Railway, 3.150%, 13-Mar-29	3.5%
6. Government of Canada, Real Return, 4.000%, 01-Dec-31	3.1%
7. Loblaw Companies Limited, 4.488%, 11-Dec-28	3.1%
8. Government of Canada, 2.250%, 01-Jun-29	3.0%
9. Canadian National Railway Company, 3.200%, 31-Jul-28	2.6%
10. Verisign Inc, 4.750%, 15-Jul-27	2.4%
<b>Total percentage of top 10 investments</b>	<b>53.8%</b>
<b>Total number of investments</b>	<b>40</b>

**Investment mix - (September 30, 2025)**

Canadian corporate bonds	31.2%
US corporate bonds	26.8%
Mutual funds	20.9%
Government bonds	11.6%
Foreign corporate bonds	5.6%
Cash	3.9%

**How risky is it?**

The value of the fund can go down as well as up. You could lose money. One way to gauge risk is to look at how much a fund's returns change over time. This is called "volatility".

In general, funds with higher volatility will have returns that change more over time. They typically have a greater chance of losing money and may have a greater chance of higher returns. Funds with lower volatility tend to have returns that change less over time. They typically have lower returns and may have a lower chance of losing money.

**Risk rating**

**Pender has rated the volatility of Class F of the fund as low.**

This rating is based on how much the fund's returns have changed from year to year. It doesn't tell you how volatile the fund will be in the future. The rating can change over time. A fund with a low risk rating can still lose money.

Low	Low to Medium	Medium	Medium to High	High
-----	---------------	--------	----------------	------

For more information about the risk rating and specific risks that can affect the fund's returns, see the section titled "What is a Mutual Fund and What are the Risks of Investing in a Mutual Fund" in the fund's simplified prospectus.

**No guarantees**

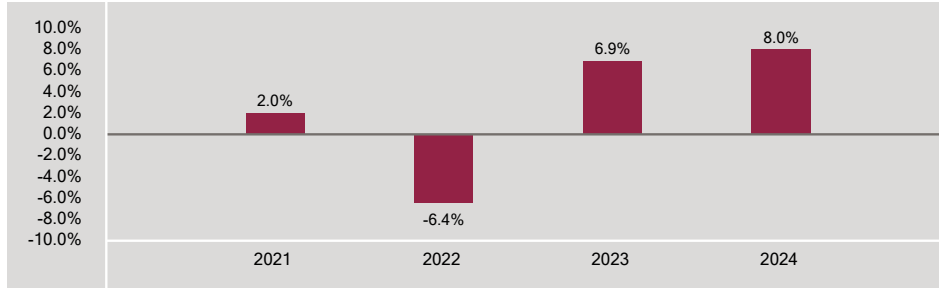
Like most mutual funds, this fund doesn't have any guarantees. You may not get back the amount of money you invest.

### How has the fund performed?

This section tells you how Class F units of the fund have performed over the past 4 calendar years. Returns are after expenses have been deducted. These expenses reduce the fund's returns.

#### YEAR-BY-YEAR RETURNS

This chart shows how Class F units of the fund have performed in each of the past 4 calendar years. The fund dropped in value in 1 of the 4 calendar years. The range of returns and change from year to year can help you assess how risky the fund has been in the past. It does not tell you how the fund will perform in the future.



#### BEST and WORST 3-MONTH RETURNS

This table shows the best and worst returns for Class F units of the fund in a 3-month period over the past 4 years. The best and worst 3-month returns could be higher or lower in the future. Consider how much of a loss you could afford to take in a short period of time.

	Return	3 months ended	If you invested \$1,000 at the beginning of the period
<b>Best return</b>	6.3%	December 31, 2023	Your investment would rise to \$1,063.
<b>Worst return</b>	-3.9%	April 30, 2022	Your investment would drop to \$961.

#### AVERAGE RETURN

The annual compounded return of Class F units of the fund was 3.3% since inception. If you had invested \$1,000 in the fund since inception, your investment would be now worth \$1,252.

#### Who is this fund for?

This fund is suitable for investors who want income and long-term growth potential of their capital.

This fund is suitable for investors who want to invest in a fixed income portfolio of primarily investment grade securities.

Investors in this fund should have a long-term investment time horizon and a low tolerance for investment risk.

#### A word about tax

In general, you pay income tax on your share of the fund's earnings and on any gains you realize from redeeming your investment. The amount of tax depends on the tax rules and rates that apply to you, and whether you hold the fund in a registered plan, such as an RRSP or TFSA.

Keep in mind that if you hold your fund in a non-registered account, fund distributions are included in your taxable income, whether you get them in cash or have them reinvested.

### How much does it cost?

The following tables show the fees and expenses you could pay to buy, own and sell Class F units of the fund. The fees and expenses – including any commissions – can vary among classes of a fund and among funds. Higher commissions can influence representatives to recommend one investment over another. Ask about other funds and investments that may be suitable for you at a lower cost.

#### 1. SALES CHARGES

There are no sales charges for Class F units of the fund.

#### 2. FUND EXPENSES

You don't pay these expenses directly. They affect you because they reduce the fund's returns. As of June 30, 2025, the expenses of Class F were 0.64% of the value of this class. This equals \$6.40 for every \$1,000 invested.

	<b>Annual rate (as a % of the class' value)</b>
<b>Management expense ratio (MER)</b> This is the total of the fund's management fee (including, if applicable, the trailing commission) and administration fee.	0.64%
<b>Trading expense ratio (TER)</b> These are the fund's trading costs for this class.	0.00%
<b>Fund expenses</b>	0.64%

#### More about the trailing commission

No trailing commission is paid by Pender to your representative's firm in respect of Class F securities.

#### 3. OTHER FEES

You may have to pay other fees when you buy, hold, sell or switch units of the fund.

<b>Fee</b>	<b>What you pay</b>
<b>Short-term trading fee</b>	You may be charged up to 2.00% of the value of units you sell or switch within 30 days of buying them. This fee goes to the fund.
<b>Switch fee</b>	Your representative's firm may charge you up to 2.00% of the value of units you switch to another class of the fund or to another fund managed by Pender.
<b>Fee-based account fee</b>	You may pay a fee-based account fee, which is negotiated between you and your representative, and paid directly to your representative's firm. Investors who purchase this class of the fund generally participate in an eligible fee-based program with their representative's firm.

#### What if I change my mind?

Under the securities law in some provinces and territories, you have the right to:

- withdraw from an agreement to buy mutual fund units within two business days after you receive a simplified prospectus or Fund Facts document; or
- cancel your purchase within 48 hours after you receive confirmation of the purchase.

In some provinces and territories, you will also have the right to cancel a purchase, or in some jurisdictions, claim damages, if the simplified prospectus, annual information form, Fund Facts document; or financial statements contain a misrepresentation. You must act within the time limit set by the securities law in your province or territory.

For more information, see the securities law of your province or territory or ask a lawyer.

#### For more information

Contact Pender or your representative for a copy of the fund's simplified prospectus and other disclosure documents. These documents and the Fund Facts make up the fund's legal documents, which can be found on our website at [www.penderfund.com](http://www.penderfund.com) or on the SEDAR+ website at [www.sedarplus.ca](http://www.sedarplus.ca).

PenderFund Capital Management Ltd.  
1066 W. Hastings St., Suite 1830  
Vancouver, BC V6E 3X2  
Toll Free: 1-866-377-4743  
Fax: 604-563-3199  
Email: [info@penderfund.com](mailto:info@penderfund.com)  
[www.penderfund.com](http://www.penderfund.com)

To learn more about investing in mutual funds, see the brochure **Understanding mutual funds**, which is available on the website of the Canadian Securities Administrators at [www.securities-administrators.ca](http://www.securities-administrators.ca).



Forward thinking. Finding value.

FIXED INCOME

March 31, 2026 / Class F

# Pender Bond Universe Fund

## NET ASSET VALUE

Class F	
NAV Per Unit	\$10.31
Current Yield	3.88%
Yield to Maturity	4.12%
Term to Maturity (years)	5.90
Modified Duration (years)	4.29
Total Holdings	49
Total Net Assets of Fund	\$205.27 Million

## FUND FACTS

Asset Class	Fixed Income Securities
Fund Inception	January 2020
Valuations	Daily
Eligibility	Canada-wide, Registered Plans
Distributions	DRIP Monthly, Cash Optional

## FUND INFO

MERs at 2025-12-31

Class	Code	MER	MGMT Fee
A	PGF 1400	1.18%	0.90%
F	PGF 1410	0.64%	0.40%
F (USD)	PGF 1411	0.68%	0.40%

## MINIMUM INVESTMENT

Class	Initial Investment	Subsequent Investment
A	\$500	\$0
F	\$500	\$0
F (USD)	\$500	\$0

## FUND OVERVIEW

Legal Counsel	Lawson Lundell LLP
Fund Admin	CIBC Mellon
Auditor	KPMG LLP

The Pender Bond Universe Fund is an income fund with an investment grade focus. The objective of the Fund is to preserve capital and generate returns through current income and capital appreciation. The Fund invests primarily in investment grade fixed income securities. However this does not preclude the Fund from making equity investments when the Portfolio Advisor deems the risk/reward trade-off to be in the investors' favor.

## PERFORMANCE

1 Mo.	3 Mo.	6 Mo.	1 Yr.	3 Yr.	5 Yr.	10 Yr.	15 Yr.	Since Inception
-2.3%	1.1%	2.3%	6.8%	7.3%	3.8%	-	-	4.1%

## ANNUAL PERFORMANCE

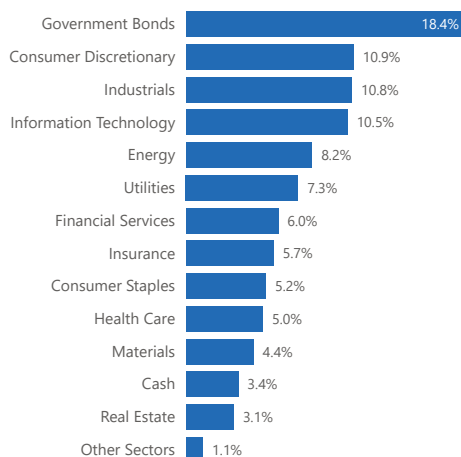
2018	2019	2020	2021	2022	2023	2024	2025	YTD
-	-	-	2.0%	-6.4%	6.9%	8.0%	8.0%	1.1%

## DISTRIBUTIONS

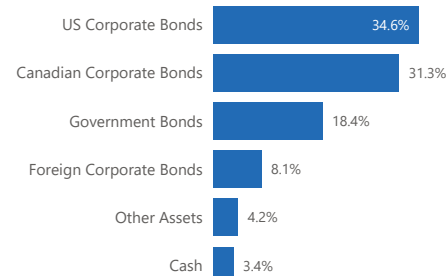
Since Inception	Sep 2025	Oct 2025	Nov 2025	Dec 2025	Jan 2026	Feb 2026	Mar 2026
\$2.13	\$0.03	\$0.03	\$0.02	\$0.02	\$0.03	\$0.02	\$0.03

Since Inception returns and distributions are from January 2020. All returns greater than a year are annual compounded returns.

## SECTOR ALLOCATION



## ASSET ALLOCATION



## CURRENCY ALLOCATION



## GROWTH OF \$10K



## TOP 10 HOLDINGS

Pender Corporate Bond Fund PGF 530	The Pender Corporate Bond Fund is an income fund that is both conservatively managed to preserve capital, as well as opportunistic to generate returns.
McDonald's Corporation, 4.857%, 21-May-31 NYSE:MCD	McDonald's Corporation owns, operates, and franchises restaurants under the McDonald's brand in the United States and internationally.
United States Treasury, 3.500%, 15-Feb-33	United States Department of The Treasury is a government institution that provides monetary circulation, economic planning, and financial policy formulation services to the government of the United States of America.
Waste Management of Canada Corporation, 2.600%, 23-Sep-26 TSX:WAST	Waste Management of Canada Corporation provides waste management services and environmental solutions for municipal, commercial, and industrial customers in the United States and Canada.
Loblaw Companies Limited, 4.488%, 11-Dec-28 TSX:L	Loblaw Companies Limited, a food and pharmacy company, provides grocery, pharmacy and healthcare services, health and beauty products, apparel, general merchandise, financial services, and wireless mobile products and services in Canada and the United States.
Government of Canada, 3.000%, 01-Dec-36	Government of Canada Bond.
Fairfax Financial Holdings Limited, 3.950%, 03-Mar-31 TSX:FFH	Fairfax Financial Holdings Limited, through its subsidiaries, provides property and casualty insurance and reinsurance, and investment management services in Canada, the United States, the Middle East and Asia, and internationally.
AppLovin Corp., 5.375%, 01-Dec-31 NasdaqGS:APP	AppLovin Corporation provides end-to-end artificial intelligence-powered advertising solutions for businesses in the United States and internationally.
Verisign Inc, 2.700%, 15-Jun-31 NasdaqGS:VRSN	VeriSign, Inc., together with its subsidiaries, provides internet infrastructure and domain name registry services that enables internet navigation for various recognized domain names worldwide.
Government of Canada, 4.000%, 01-Dec-31	Government of Canada Bond.

Source: Capital IQ

### About Pender

Pender was founded in 2003 and is an independent, employee-owned investment firm located in Vancouver, British Columbia. Our goal is to protect and grow wealth for our investors over time. We have a talented investment team of expert analysts, security selectors and independent thinkers who actively manage our suite of differentiated investment funds, exploiting inefficient parts of the investing universe to achieve our goal.

PenderFund Capital Management Ltd.  
1830-1066 West Hastings Street  
Vancouver, BC V6E 3X2

Toll Free: 1-866-377-4743  
Tel: (604)-688-1511  
Fax: (604)-563-3199  
penderfund.com

**PENDER**  
PenderFund Capital Management Ltd.

Commissions, trailing commissions, management fees and expenses plus applicable taxes all may be associated with mutual fund investments. Please read the simplified prospectus before investing. The indicated rates of return are the historical annual compounded total returns including changes in net asset value and assumes reinvestment of all distributions and are net of all management and administrative fees, but do not take into account sales, redemption or optional charges or income taxes payable by any security holder that would have reduced returns. Mutual funds are not guaranteed, their values change frequently and past performance may not be repeated. Where the performance of a particular class of a fund is displayed, other classes are available and fees and performance may differ in those other classes. This sheet is intended for information purposes only and does not constitute an offer to buy or sell our products or services nor is it intended as investment and/or financial advice on any subject matter and is provided for your information only. Every effort has been made to ensure the accuracy of its contents. ©Copyright PenderFund Capital Management Ltd. All rights reserved. March 31, 2026

NAV PER UNIT	
Class A	\$10.30
Class F	\$10.31
Class F (US\$)	\$11.39

COUNTRY OF DOMICILE	
Canada	41.8%
United States	45.8%
International	9.0%
Cash	3.4%

SUPPLEMENTAL INFORMATION	
Alpha	0.32
Beta	0.61
Correlation	0.86
Sharpe	0.29
Standard Deviation	4.21
Up Capture	36
Down Capture	32

Supplemental Information Statistics are calculated based on class A units of the fund since the fund's inception date. The actual results for class F units should be substantially similar to above units. Supplemental statistics are calculated using the FTSE TMX Canada Bond Universe Index.

BOND RATINGS	% OF FUND	% OF BONDS
AAA	10.3%	10.9%
AA	8.6%	9.1%
A	15.7%	16.5%
BBB	39.0%	41.0%
Below BBB-	7.0%	7.3%
Unrated	14.4%	15.2%
Cash	3.4%	
Canadian Equities	0.5%	
Reorg Equity	0.4%	
Exchange-Traded Funds	0.4%	
Preferred Shares	0.2%	
Closed End Funds	0.1%	
US Equities	0.1%	
Other Assets	0.1%	
Foreign Equities	0.0%	
Equity Options	-0.2%	

TERM TO MATURITY	% OF FUND	% OF BONDS
Less than 1 year	11.9%	12.5%
1-5 years	41.6%	43.8%
5-10 years	30.1%	31.7%
10-20 years	4.4%	4.6%
More than 20 years	7.0%	7.4%
Non fixed income	5.0%	

TOP 10 HOLDINGS	56.8%
Pender Corporate Bond Fund	16.9%
McDonald's Corporation, 4.857%, 21-May-31	7.6%
United States Treasury, 3.500%, 15-Feb-33	6.5%
Waste Management of Canada Corporation, 2.600%, 23-Sep-26	6.3%
Loblaw Companies Limited, 4.488%, 11-Dec-28	3.7%
Government of Canada, 3.000%, 01-Dec-36	3.5%
Fairfax Financial Holdings Limited, 3.950%, 03-Mar-31	3.4%
AppLovin Corp., 5.375%, 01-Dec-31	3.1%
Verisign Inc, 2.700%, 15-Jun-31	3.0%
Government of Canada, 4.000%, 01-Dec-31	2.8%



### **Geoff Castle, MBA** Lead Portfolio Manager, Fixed Income

---

Geoff Castle is the Lead Portfolio Manager of Pender's Fixed Income portfolios. He began his investing career in 2000 and has experience in both public mutual funds and proprietary investment fund management for ultra-high net worth individuals. In addition, Geoff's background includes years of industry experience in trade credit and general corporate management. Geoff holds a Bachelor of Arts degree from UBC and an MBA from the Richard Ivey School of Business at the University of Western Ontario.



### **Emily Wheeler, CFA** Portfolio Manager

---

Emily Wheeler is a Portfolio Manager working on the Pender Corporate Bond Fund and the Pender Bond Universe Fund. Emily's previous experience was as a Portfolio Manager with a Vancouver based investment management firm that ran mandates including value, fixed income, growth and several alternative strategies. She began her career there in 2004 where she traded equities, fixed income, options and currency for the firm's growth, value, fixed income and alternative strategy mandates. Emily holds a Bachelor of Arts degree from the University of British Columbia. She is a CFA Charterholder and a member of CFA Society Vancouver.



### **Carl Davies** Fixed Income Analyst

---

Carl Davies is a Fixed Income Analyst. Carl began his career in media as an Associate Producer at Rogers Sports & Media before transitioning into finance. Prior to joining Pender, he worked with QuadReal Property Group in Vancouver on their international portfolio management team. While completing his Bachelor of Business Administration (Finance) from Simon Fraser University, Carl participated in the Beedie Endowment Asset Management (BEAM) program. He also completed several internships with Canast (equity research team), National Bank (investment banking), and Leith Wheeler Investment Counsel (summer investment analyst).

## NEWS

---

Keep up with the latest news from PenderFund. Our “In the News” section features updates, announcements, and media coverage that highlight our key initiatives.

[READ MORE](#)

## PODCASTS

---

Discover insights and conversations from PenderFund Podcasts! Tune in for episodes that delve into industry trends, expert interviews, and company updates.

[LISTEN HERE](#)

## ARTICLES

---

Gain valuable insights from our team through their latest articles. Explore their perspectives on market trends, investment strategies, and more.

[READ MORE](#)

## COMMENTARIES

---

Stay updated with fund commentaries from our portfolio managers and get their take on market developments and investment updates.

[READ MORE](#)



**Dion Steyn**  
Vice President  
National Retail Sales  
+1 604 364 2738  
dsteyn@penderfund.com



**Derek Trudel**  
Vice President  
National Accounts  
+1 647 551 1483  
dtrudel@penderfund.com



**Lucy Nair**  
Manager  
Inside Sales  
+1 778 945 1147  
lnair@penderfund.com

**Cam Poynton**  
Business Development  
Associate  
+1 778 926 8731  
cpoynton@penderfund.com

**Amy Smith**  
Bilingual Business  
Development Associate  
+1 416 518 8683  
asmith@penderfund.com

## WESTERN CANADA



**Sara Embury**  
Regional Vice President  
Western Canada  
+1 604 630 5450  
sembury@penderfund.com



**Rupina Baek**  
Senior Business Development  
Manager, British Columbia,  
Saskatchewan and Calgary  
+1 778 681 0710  
rbaek@penderfund.com



**Ian Collins**  
Senior District Vice President  
Vancouver and Calgary  
+1 604 219 9598  
icollins@penderfund.com



**Matthew MacDonald**  
Business Development Manager  
BC & Calgary  
+1 778 628 0534  
mmacdonald@penderfund.com



**Cecelia Clarke**  
Senior District Vice President,  
Northern Alberta and Manitoba  
+1 825 777 0177  
cclarke@penderfund.com



**Tyler Lam**  
Business Development Manager  
Northern Alberta and Manitoba  
+1 587 341 7039  
tlam@penderfund.com



**Stephen McDermott**  
Senior District Vice President  
Vancouver Island and Vancouver  
+1 778 678 0092  
smcdermott@penderfund.com



**Vivian Sherin**  
Business Development Manager  
British Columbia and Ontario  
+1 236 558 9732  
vsherin@penderfund.com

## ONTARIO



**Ben Myers**  
Regional Vice President  
Central and Eastern Canada  
  
+1 647 203 2736  
bmyers@penderfund.com



**Haydn Sittler**  
Business Development Manager  
Ontario  
  
+1 437 423 7039  
hsittler@penderfund.com



**Josh Rowland, CFA**  
District Vice President  
Ontario  
  
+1 905 439 0369  
jrowland@penderfund.com



**Maydeline Yang**  
Business Development Manager  
Ontario  
  
+1 437 423 7288  
myang@penderfund.com



**Michael Young, CFA**  
District Vice President  
Southwest Ontario  
  
+1 437 238 4589  
myoung@penderfund.com



**Vivian Sherin**  
Business Development Manager  
British Columbia and Ontario  
  
+1 236 558 9732  
vsherin@penderfund.com

## QUÉBEC



**Laurent Galarneau**  
District Vice President  
Québec  
  
+1 514 835 8423  
lgalarneau@penderfund.com



**Adam Hadji**  
Senior Business Development  
Manager, Québec  
  
+1 438 466 1376  
ahadji@penderfund.com



**Cédric Rioux**  
District Vice President  
Québec  
  
+1 514 349 0777  
crioux@penderfund.com



Pender was founded in 2003 and is an independent, employee-owned investment firm located in Vancouver, British Columbia. Our goal is to protect and grow wealth for our investors over time. We have a talented investment team of expert analysts, security selectors and independent thinkers who actively manage our suite of differentiated investment funds, exploiting inefficient parts of the investing universe to achieve our goal.

This brochure is subject to the Disclaimer found here: [www.penderfund.com/disclaimer](http://www.penderfund.com/disclaimer)

Standard Performance Data for Pender Funds may be found here:

Equity Funds: [www.penderfund.com/equity](http://www.penderfund.com/equity)

Fixed Income Funds: [www.penderfund.com/fixed-income](http://www.penderfund.com/fixed-income)

Balanced Funds: [www.penderfund.com/balanced](http://www.penderfund.com/balanced)

Liquid Alternative Funds: [www.penderfund.com/liquid-alternative-funds](http://www.penderfund.com/liquid-alternative-funds)

Standard Performance Information for Funds that have been launched within the last 12 months will be available one year after inception.

For more information on Pender Ventures please visit: [www.penderventures.com](http://www.penderventures.com)

© Copyright PenderFund Capital Management Ltd. All rights reserved